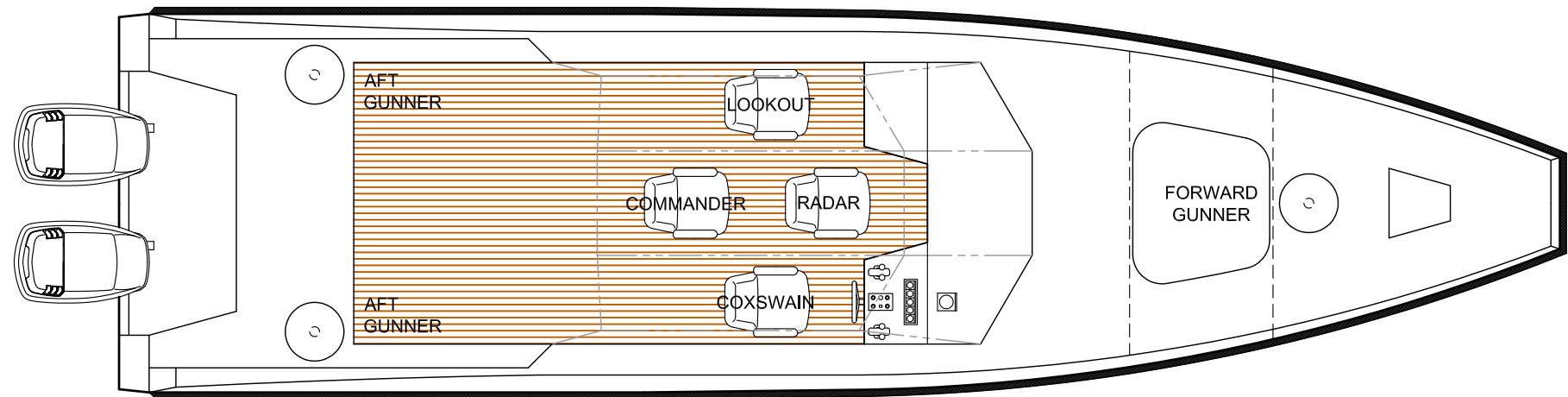
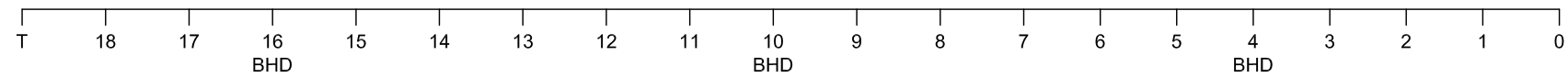
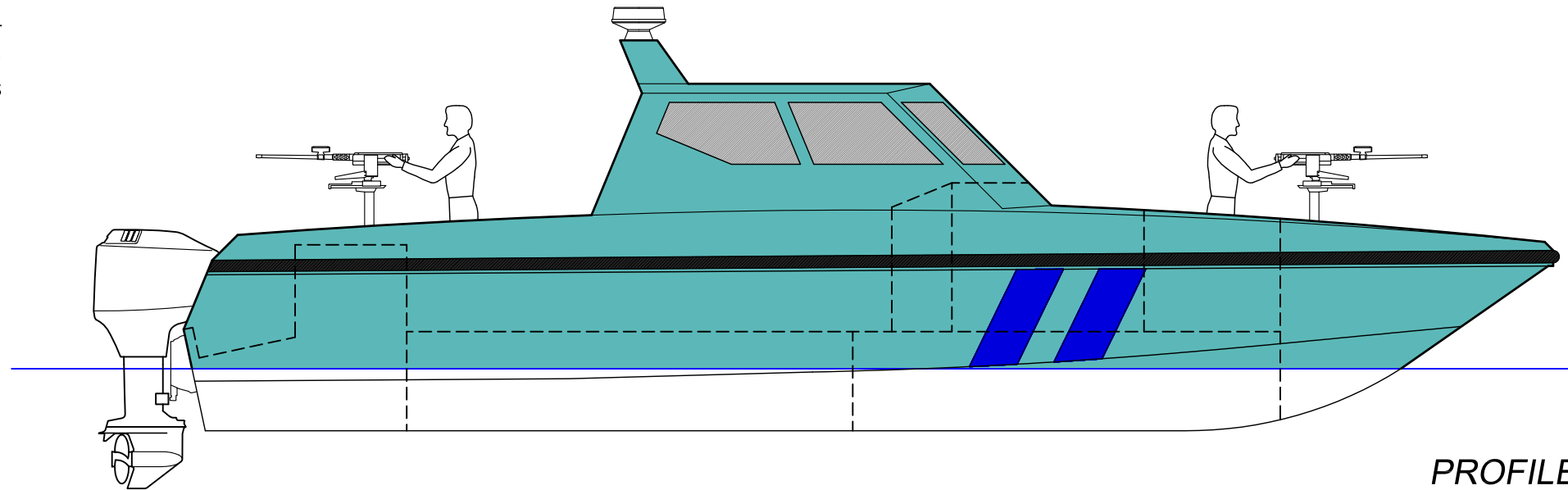


This drawing is the sole property of AB Marine, ABN 42 416 594 672. It may not be copied, reproduced, or modified, in whole or in part without prior written permission.

PARTICULARS:

LENGTH OVERALL: 11.85m
 HULL LENGTH: 11.05m
 WATERLINE LENGTH: 9.75m
 MAXIMUM BEAM: 3.00m
 DESIGN DRAFT: 0.50m
 LIGHTSHIP DISPLACEMENT: 3.5t
 FULL LOAD DISPLACEMENT: 4.5t
 FUEL CAPACITY: 500L
 OUTBOARDS: 2x YAMAHA F300B
 TOP SPEED: OVER 40 KNOTS

11m INTERCEPTOR CRAFT



GENERAL ARRANGEMENT		DATE: 10/04/12
DWG #: 12042-101		SHEET 1 OF 1
REV: A	SCALE: 1:50	