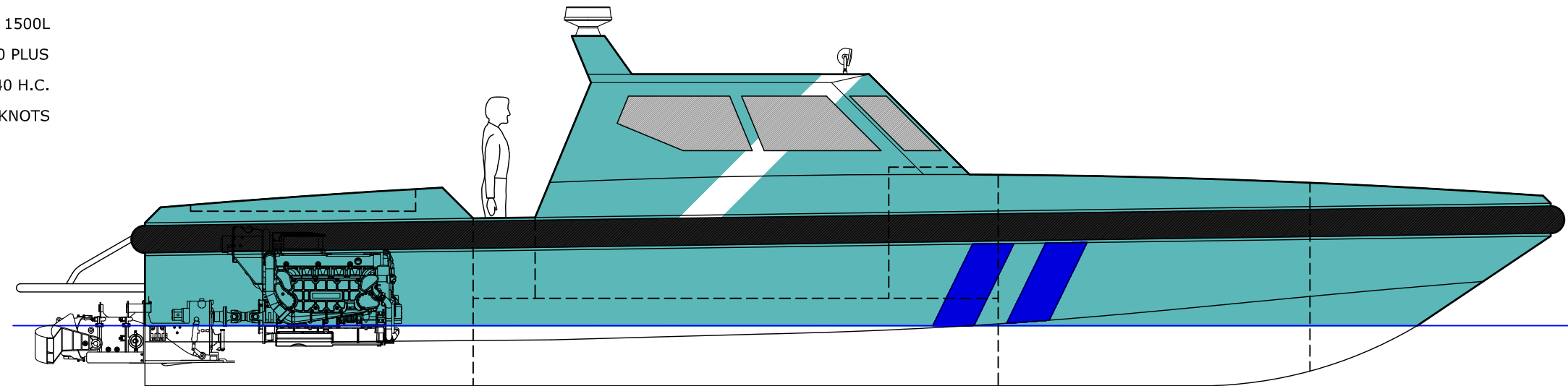


This drawing is the sole property of AB Marine, ABN 42 416 594 672. It may not be copied, reproduced, or modified, in whole or in part without prior written permission.

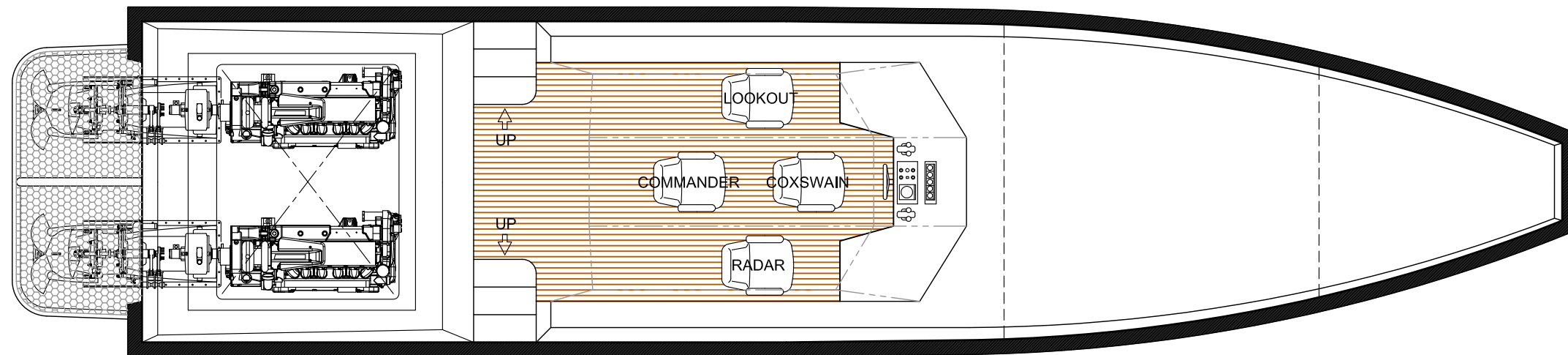
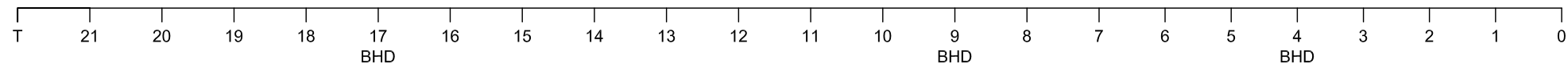
**PARTICULARS:**

LENGTH OVERALL: 14.15m  
 HULL LENGTH: 12.85m  
 WATERLINE LENGTH: 11.63m  
 MAXIMUM BEAM: 3.16m  
 DESIGN DRAFT: 0.55m  
 LIGHTSHIP DISPLACEMENT: 7.0t  
 FULL LOAD DISPLACEMENT: 8.8t  
 FUEL CAPACITY: 1500L  
 MAIN ENGINES: 2x SEATEK 850 PLUS  
 WATERJETS: 2x CASTOLDI 340 H.C.  
 TOP SPEED: OVER 50 KNOTS

**14m INTERCEPTOR CRAFT**



PROFILE



PLAN

GENERAL ARRANGEMENT		DATE: 20/09/11
		SHEET 1 OF 1
DWG #: 11091-101	REV: A	SCALE: 1:50