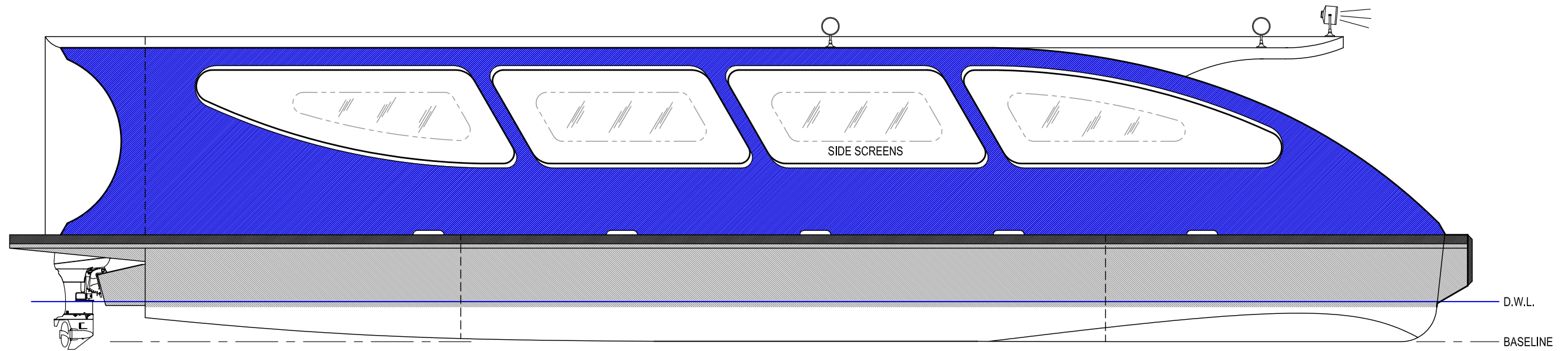
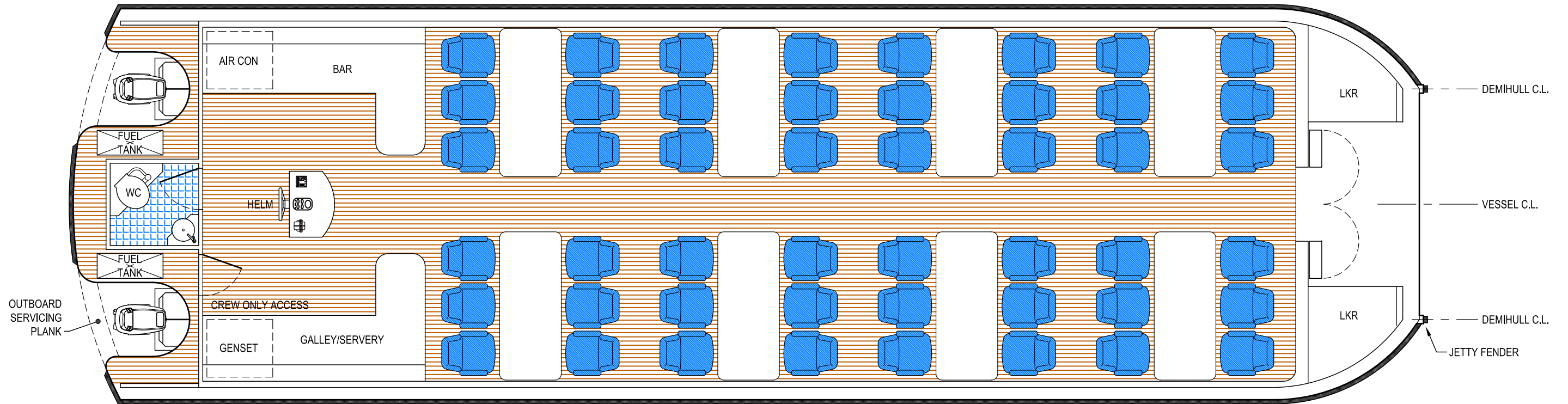
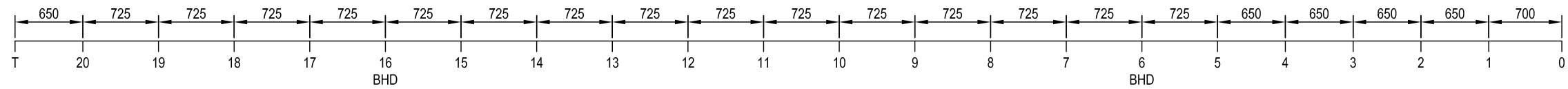


This drawing is the sole property of AB Marine and may not be copied, reproduced, or modified, in whole or in part, without prior written permission.



PROFILE



PLAN

PARTICULARS

LENGTH OVERALL:	16.5m	OUTBOARDS:	2x90hp
HULL LENGTH:	14.6m	MAX. PASSENGERS:	48 DINING
MAXIMUM BEAM:	4.85m	CREW:	2
LIGHTSHIP DISPLACEMENT:	8.1t	FRESH WATER:	1x100L
FULL LOAD DISPLACEMENT:	14t	FUEL CAPACITY:	2x150L
MAXIMUM DRAFT:	0.55m	SURVEY:	NSCV CLASS 1E



CONSULTING NAVAL ARCHITECTS
P: +618 9437 3096 E: andrew@abmarine.com.au

16.5m RIVER
CATAMARAN

GENERAL ARRANGEMENT		DATE: 2/12/09
DWG #: 7051B-101-1		SHEET 1 OF 1
REV: D	SCALE: 1:50	